

A whole new way of calling

If you have a broadband connection anywhere in the world, then you can use SoIP! SoIP or SpeechPhone over Internet Protocol is a whole new way of calling, using the Internet.

Simple voice commands

The difference starts from the very moment you pick up the handset on your SoIP phone and hear "What would you like to do" instead of a dial tone.

There's no more pressing buttons – you just say what you want! Using simple voice commands you can make calls and use a whole suite of powerful productivity-enhancing communication features.

Here are some examples of what you can do with SoIP – and remember, all of this through the power of your voice:

- Live call screening
- Find me/follow me
- Do not disturb
- Dial by name
- Dial by number
- Look up phone numbers
- Unified voicemail
- Voicemail delivered to e-mail
- Virtual address book
- Send e-mail by phone
- Hear your e-mail messages
- Broadcast group messages

SoIP-enabled

To use SoIP you need 2 things: a SpeechPhone subscription and a SoIP-enabled device that you connect to the Internet. Here you have a number of choices varying from a simple adapter that turns a regular phone into a SoIP phone, to a fully featured 4-line business phone. You can also use SoIP without a phone at all – through your computer, with a SpeechPhone Mandi button. The choice is yours.

Once you've got your SoIP device, you can plug it into any broadband connection, anywhere in the world and your SpeechPhone calls will ring at that phone! You'll also be able to make calls and use all the great SpeechPhone features from wherever you are. What's more, **when you make calls using SoIP to a U.S. number there are no international or long distance charges!** Just imagine the savings.

And you save even more when you replace your current phone service with SoIP. **You eliminate your current local and long distance phone bill!**


Your customers will always be able to reach you through your SpeechPhone number, and remember you can always make your existing company phone number your SpeechPhone number.

Very convenient! Very easy! And with SpeechPhone over IP, very affordable!

SpeechPhone™

– *changing the way
we communicate*

Use SoIP™ to communicate
wherever in the world there's
a broadband connection



Your new communications lifestyle—
more **productive**, more **reachable**, more
in control. With SpeechPhone,
communications are never going to be the
same. **What are you waiting for?**

Please contact your authorized SpeechPhone agent.

SoIP™
SpeechPhone over IP



SpeechPhone™

©SpeechPhone LLC 2005
22362 Gilberto Suite 120
Rancho Santa Margarita, CA 92688

Tel (949) 655-1677
www.speechphone.com

Turn your regular phone into a SoIP™ phone



*SpeechPhone 286
Broadband Adapter*

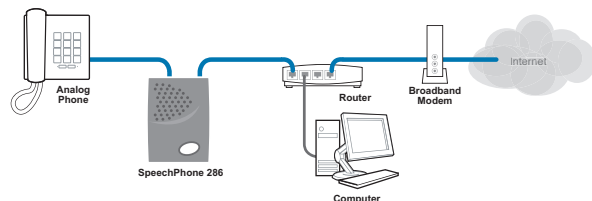
The SpeechPhone 286 is for the traveler who wants to use SoIP wherever they go. Plug a regular analog phone into this box and you've turned the phone into a SoIP phone! Pick up the handset and you'll be able to make and receive calls through the Internet as well as use all the other great SoIP features.

Choose the SpeechPhone 286 if:

- You intend to travel with it
- You already have a network with a router
- You don't need a new office phone

You'll need:

- A broadband connection
- A router



Get a SoIP™ adapter & router in one simple unit



*SpeechPhone 486
Broadband Adapter*

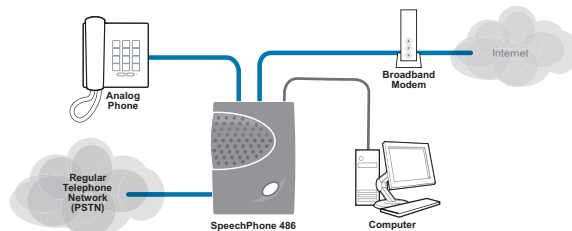
The SpeechPhone 486 is for the basic home office set-up. This multi-function unit not only converts a regular phone into a SoIP phone, but it can also act as its own router! What's more, you can connect a regular phone line to this unit, and then receive calls made to your regular phone number as well as your SpeechPhone number. And if your Internet connection is interrupted you'll still be able to make calls!

Choose the SpeechPhone 486 if:

- You don't have a router in your network
- You don't need a new office phone
- You want to use the same phone for SoIP calls and regular phone calls

You'll need:

- A broadband connection (can be used with an existing router in the network as well)



Get a new feature-rich SoIP™ business phone



*SpeechPhone
4-line Phone*

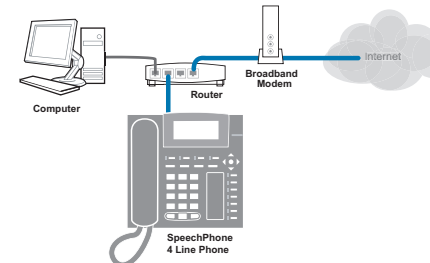
The SpeechPhone 4-line phone is for the power caller! Plug it straight into your router and you're ready to make and receive calls. With this incredible phone you've got four lines, with the ability to put calls on hold, transfer them or conference three lines together. It's also a speakerphone and even has a headset jack for all those really long calls!

Choose the SpeechPhone 4-line phone if:

- You need a new office phone
- You receive/make lots of calls and want the multi-line capacity
- You need features like hold, transfer, and conference

You'll need:

- A broadband connection
- A router



Use your computer to make calls — just “Click to call”



**Click here to call me
from your PC ...**

powered by **SpeechPhone™**

*SpeechPhone
Mandi Button*

The SpeechPhone Mandi button is a great way for people to call you toll-free. No hardware required! Add a Mandi button to any e-mail or Web site and your customers can click to call you at your SpeechPhone number. You can then receive these calls at any phone—you don't need to be at your computer or even in your office!

Add a Mandi button to your personal account on the web and you can click to call Mandi and use all the great SoIP features from any Internet-enabled PC, anywhere in the world.

Choose the Mandi button if:

- You receive lots of calls from overseas — send them a Mandi button and ask them to click to call
- You want to provide a toll-free way for your customers to call you

You'll need:

- Speakers and a microphone on the computer making the call
- A dial-up or faster connection